

 ICOM



HF/VHF/UHF
ALL MODE TRANSCEIVER

IC-7000



Icom Inc.




The technical properties of the DSP found in our leading model now offers its superior performance. HF, 50MHz 144MHz and 70cm.

DSP

First in its class, IF DSP model

IF DSP — First in its class

Digital IF filter, manual notch filter, digital twin PBT and more. The latest digital features are incorporated in this compact radio from two DSP chips that deliver superior processing performance. Of course, those features work on all ham bands, from HF to the 70cm band.



Digital noise reduction

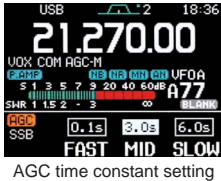
Noise reduction reduces background noise and improves signal-to-noise ratio. The noise reduction level is adjustable in 16 steps. It improves the readability of voice and data signals.

Digital noise blanker

The noise blanker reduces pulse-type noise such as engine ignition and sparking. The NB level and width (blanking duration) are adjustable in 100 steps.

AGC loop performance controlled by DSP

You will never experience AGC pumping from a signal filtered out by the DSP system. The digital IF filter and manual notch filter are inside the AGC loop, so you will not encounter AGC blocking. The AGC time constants are flexibly adjustable from slow, middle, fast (or AGC-off) for each operating mode.



Digital IF filters


All the filters you want at your fingertips! You will never have to purchase "Optional" filters as the IC-7000 has adjustable digital filters. You just dial in the width you want and select whether you want a sharp or soft filter shape for SSB and CW modes. Then to pull-in the weak ones, with a quick turn of the concentric twin PBT knobs, you can either narrow the IF passband, or shift the entire passband to eliminate the QRM.

Mode	Passband width range
SSB	50–500Hz; 50Hz step
	600Hz–3.6kHz; 100Hz step
CW	50–500Hz; 50Hz step
	600Hz–3.6kHz; 100Hz step
RTTY	50–500Hz; 50Hz step
	600Hz–2.7kHz; 100Hz step
AM	200Hz–10kHz; 200Hz step
FM	7/10/15kHz; fixed step
WFM	280kHz; fixed



2-point MNF (Manual notch filter)

Pull out the weak signals in crowded band conditions with Icom's NEW two-point MNF (manual notch filter). Apply 70 dB of rejection to two signals at once! Notch width is adjustable – wide, medium, and narrow – and an auto-tuning notch filter is available, too.



HF/VHF/UHF ALL MODE TRANSCEIVER IC-7000

Performance

Basic performance exceeds your expectations

35W output in 70cm band

High power MOS-FET amps supply 35W output power on 430/440MHz band as well as 100W on HF/50MHz bands and 50W on 144MHz. It provides stable, high quality output with low IMD and low spurious emissions even during high duty cycle and extended operation.



MOS FET PA units

DDS (Direct digital synthesizer) circuit

Icom's original DDS (Direct digital synthesizer) circuit improves the C/N ratio, providing a clear, clean transmit signal in all bands.



Icom original DDS circuit

High stability crystal unit

The IC-7000 incorporates a high-stability master oscillator, providing 0.5ppm (–0°C to +50°C). A must for data mode operation.

Compact, all in one package

The IC-7000 sheds 20mm (²⁵/₃₂ in) of depth compared with the IC-706MKIIG. It's compact body is easy for carrying outdoors or mobile operation.

Features and advantages of IF-7000 Fixed base station models or advantages on mobile and 430/440 MHz bands.

Function

User-friendly key allocation

Eight of the most-used radio functions such as NB, NR, MNF, and ANF are controlled by dedicated function keys grouped around the display for easy visibility. One quick touch turns the function on and off. A longer touch activates adjustment of the function's setting.



Digital voice recorder (DVR)

Record your callsign, CQ, or other information in 4 transmit playback memories with alphanumeric labels. A total of 90 seconds is available for the four memories. A front panel REC control allows you to record incoming signals for up to 25 minutes (99 channels)*. The DVR makes portable contesting or mini-expeditions a breeze!

* Up to 120 seconds per channel

NO.	VOICE	FRQ	1365s
1	21.070.00	CW	120s
2	144.170.00	USB	23s
3	7.070.00	LSB	21s
4	50.100.00	USB	21s
5	14.195.00	USB	11s
2000- 1-23 23:24			
▲ ▼ PLY CLR			

Voice RX memory

Built-in RTTY demodulator

The RTTY demodulator and decoder are built-in. External units and PC are no longer required for decoding. The twin peak audio filter reduces interfering signals overlapping the tones and the tuning indicator helps you zero-in with accurate tuning.



RTTY decode screen

Remote control microphone, HM-151

The HM-151 has a 10-keypad for quick channel selection. The triple band stacking register memorizes the last three frequencies and modes used on each band. Push the band button once to three times to recall the channel setting. The F-1 and F-2 buttons are programmable as shortcut menus of your often used functions.



Key illumination

Practical functions and operations

2.5 inch color TFT display

The 2.5 inch color TFT display presents numbers and indicators in bright, concentrated colors for easy recognition. You can choose from 3 background colors and 2 font styles to suit your preference, in addition to a large operating frequency readout.



Built-in TV tuner and video output jack

Not only does the display provide radio status, but you can watch analog VHF-TV*1 channels! The video output jack allows you to view a magnified display on a TV or external monitor*2.

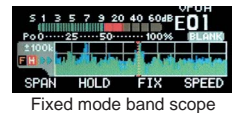
*1 NTSC or PAL. Not available in all versions.

*2 3.5(d) mm monaural cable is required.



2-mode band scope

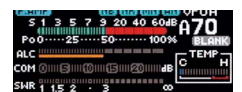
The band scope function lets you watch conditions around the band and visually assists in finding other stations. In center mode the band scope range is centered on the receiving frequency ($\pm 10\text{kHz}$ to $\pm 250\text{kHz}$). In Fixed mode the band scope sweeps a fixed range.



Fixed mode band scope

Multi function meter and SWR graphic display

The IC-7000 displays power level, SWR, ALC and compression level of the speech compressor. The SWR graphic display is useful for tuning antennas. The measuring step is selectable from 10/50/100/500kHz steps and the number of measuring steps is adjustable from 3 to 13 steps.

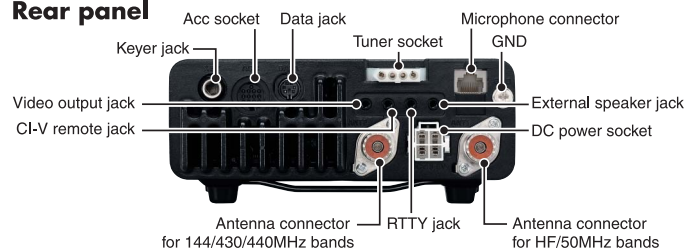


Multimeter screen

Other outstanding features

- Front panel separation with optional 3.5m/5m separation cable
- Selectable main dial tension from heavy, light and click
- RF speech compressor controlled by the DSP
- CW full break-in
- CW receive reverse
- CW pitch adjustable
- Tone squelch in FM mode
- 503 memory channels
- Built-in voice synthesizer announces operating frequency, mode and signal strength
- Duplex mode and automatic repeater function
- Transmit monitor
- DTMF monitor
- 1Hz tuning
- VOX
- CI-V interface
- RIT/ Δ TX
- RF/ Δ SQL knob
- Large speaker
- Auto TS function
- Thermo control silent cooling fan
- Noise squelch and S-meter squelch
- Preamplicifier
- Dial lock
- 20dB attenuator
- Adjustable SSB transmit bandwidth

Rear panel



SPECIFICATIONS

- GENERAL**
- Frequency coverage (unit: MHz)*1 :

Receive	0.030-199.999*2	400.000-470.000*2
Transmit	1.800- 1.999	3.500- 3.999
	5.3305, 5.3465, 5.3665, 5.3715, 5.4035*3	
	7.000- 7.300	10.100- 10.150
	14.000- 14.350	18.068- 18.168
	21.000- 21.450	24.890- 24.990
	28.000- 29.700	50.000- 54.000
	144.000-148.000	430.000-450.000
 - *1 Showing USA version, frequency coverage depends on version.
*2 Some frequency ranges are not guaranteed. *3 USB mode only.
 - Mode : USB, LSB, CW, RTTY, AM, FM, WFM (Rx only)
 - Number of memory Ch. : 503 (495 regular, 6 scan edges and 2 call)
 - Antenna connector : SO-239x2 (for HF/50MHz and 144/430/440MHz bands; 50Ω)
 - Temperature range : -10°C to +60°C; +14°F to +140°F
 - Frequency stability : Less than ±0.5ppm (0°C to +50°C; +32°F to +122°F)
 - Power supply requirement : 13.8V DC ±15%
 - Power consumption (approx.) : Tx Max. power 22.0A
Rx Standby 1.3A
Max. audio 1.6A
 - Dimensions : 167(W)×58(H)×180(D) mm;
(Projections not included) 6⁹/₁₆(W)×2⁹/₃₂(H)×7³/₃₂(D) in
 - Weight (approx.) : 2.3kg; 5.1lb

- TRANSMITTER**
- Modulation system :

SSB	Balanced modulation
AM	Low level modulation
FM	Variable reactance modulation
 - Output power :

	HF/50MHz	144MHz	440MHz
SSB/CW/RTTY/FM	2-100W	2-50W	2-35W
AM	1-40W	2-20W	2-14W
 - Spurious emissions : Less than -50dB (HF bands)
Less than -60dB (other bands)
 - Carrier suppression : More than 50dB
 - Unwanted sideband suppression : More than 50dB
 - Microphone connector : 8-pin modular jack (600Ω)

- RECEIVER**
- Intermediate frequencies : SSB, CW, RTTY, AM, FM 124.487MHz, 455kHz, 16.15kHz
WFM 134.732MHz, 10.70MHz
 - Sensitivity (Pre-amp: ON) :

SSB/CW	0.5-1.8MHz	1.8-29.9MHz	50-54MHz	144/440MHz
AM	-	0.15μV	0.12μV	0.11μV
FM	13μV	2.0μV	1.0μV	1.0μV
WFM	-	0.5μV (28-29.7)	0.25μV	0.18μV
			10.0μV (76-108MHz)	
- SSB/CW, AM : 10dB S/N, FM, WFM : 12dB SINAD

- Squelch sensitivity (Pre-amp: ON, threshold):

SSB	Less than 5.6μV
FM	Less than 0.3μV
- Selectivity (representative value):

SSB	More than 2.4kHz/-6dB
(BW: 2.4kHz, sharp)	Less than 3.6kHz/-60dB
CW	More than 500Hz/-6dB
(BW: 500Hz, sharp)	Less than 900Hz/-60dB
RTTY (BW: 350Hz)	More than 360Hz/-6dB
	Less than 650Hz/-60dB
AM (BW: 6kHz)	More than 6.0kHz/-6dB
	Less than 15.0kHz/-60dB
FM (BW: 15kHz)	More than 12.0kHz/-6dB
	Less than 20.0kHz/-60dB
- Spurious and image rejection ratio : More than 70dB (HF bands)
More than 65dB (Other bands)
(except 1/2 IF through on 50MHz, IF through on 144MHz)
- AF output power : More than 2.0W at 10% distortion
(at 13.8V DC) with an 8Ω load
- EXT SP connector : 2-conductor 3.5 (d) mm (1/8")/8Ω

- Supplied accessories:**
- Hand microphone, HM-151
 - Spare fuses
 - Electronic keyer plug
 - DC power cable
 - ACC cable (13-pin)
 - RTTY key plug

All stated specifications are subject to change without notice or obligation.

OPTIONS



IC-PW1/IC-PW1EURO
HF+50MHz 1kW
HF LINEAR AMPLIFIER

Covers all HF and 50MHz bands, provides clean, stable 1kW output. Automatic antenna tuner and compact detachable controller are standard. 2 exciter inputs are available. (An optional OPC-599 is required.)



AH-2b ANTENNA ELEMENT
For mobile operation with the AH-4. All bands between 7-54MHz can be matched.



AH-4 HF+50MHz AUTO-MATIC ANTENNA TUNER
Covers 3.5-54MHz with a 7m (23ft) or longer wire antenna.



AT-180 HF+50MHz AUTO-MATIC ANTENNA TUNER
Style and size are matched to the IC-7000.



SM-20 DESKTOP MICROPHONE
High quality desktop microphone. (An optional OPC-589 is required.)



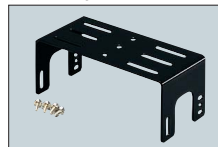
HM-151 REMOTE-CONTROL MICROPHONE
Same as supplied.



CT-17 CI-V LEVEL CONVERTER
For remote transceiver control using a PC with an RS-232C.



SP-10 EXTERNAL SPEAKER
Heavy duty speaker for mobile use.



MB-62 MOBILE MOUNTING BRACKET
For mounting the IC-7000 main unit or the AT-180.



MB-65 MOUNTING BASE
For mounting the detached front panel of the IC-7000.



MB-105 MOBILE MOUNTING BRACKET
For mounting the detached front panel.



MB-106 CARRYING HANDLE
Convenient when carrying the transceiver.



OPC-1443/OPC-1444 SEPARATION CABLES
OPC-1443: 3.5m (11ft)
OPC-1444: 5m (16ft)




OPC-589 MODULAR 8-PIN CABLE ADAPTER
For using a regular 8-pin desktop microphone with IC-7000.



OPC-598 ACC 13 PIN LONG CABLE FOR AT-180
(7m; 23ft)



OPC-599 CABLE ADAPTER
Converts 13-pin ACC connector to 7-pin + 8-pin ACC connector for connection with IC-PW1/EURO.



OPC-742 ACC 13 PIN CABLE ADAPTER
Required when using both AT-180 and a 2 m or 70 cm linear amplifier.

READ ALL INSTRUCTIONS carefully and completely before using the transceiver.

Icom Inc.

1-1-32, Kamiminami, Hirano-ku, Osaka 547-0003, Japan Phone: +81 (06) 6793 5302 Fax: +81 (06) 6793 0013 URL: <http://www.icom.co.jp/world/index.html>

Count on us!

Icom America Inc.

2380 116th Avenue NE,
Bellevue, WA 98004, U.S.A.
Phone : +1 (425) 454-8155
Fax : +1 (425) 454-1509
E-mail : sales@icomamerica.com
URL : <http://www.icomamerica.com>

Icom Canada

Glenwood Centre #150-6165 Highway 17,
Delta, B.C., V4K 5B8, Canada
Phone : +1 (604) 952-4266
Fax : +1 (604) 952-0090
E-mail : info@icomcanada.com
URL : <http://www.icomcanada.com>

Icom (Australia) Pty. Ltd.

A.B.N. 88 006 092 575
Unit 1 / 103 Garden Road,
Clayton VIC 3168 Australia
Phone : +61 (03) 9549 7500
Fax : +61 (03) 9549 7505
E-mail : sales@icom.net.au
URL : <http://www.icom.net.au>

Icom New Zealand

146A Harris Road, East Tamaki,
Auckland, New Zealand
Phone : +64 (09) 274 4062
Fax : +64 (09) 274 4708
E-mail : inquiries@icom.co.nz
URL : <http://www.icom.co.nz>

Icom (Europe) GmbH

Communication Equipment
Himmelgeister Str. 100,
D-40225 Düsseldorf, Germany
Phone : +49 (0211) 346047
Fax : +49 (0211) 333639
E-mail : info@icomeurope.com
URL : <http://www.icomeurope.com>

Icom Spain S.L.

Ctra. de Gracia a Manresa Km. 14,750
08190 Sant Cugat del Valles Barcelona, Spain
Phone : +34 (93) 590 26 70
Fax : +34 (93) 590 04 46
E-mail : icom@icomspain.com
URL : <http://www.icomspain.com>

Icom (UK) Ltd.

Unit 9, Sea St., Herne Bay,
Kent, CT6 8LD, U.K.
Phone : +44 (01227) 741741
Fax : +44 (01227) 741742
E-mail : info@icomuk.co.uk
URL : <http://www.icomuk.co.uk>

Icom France Sa

Zac de la Plaine, 1,
Rue Brindejone des Moulinais BP 5804,
31505 Toulouse Cedex, France
Phone : +33 (5) 61 36 03 03
Fax : +33 (5) 61 36 03 00
E-mail : icom@icom-france.com
URL : <http://www.icom-france.com>

Icom Polska

Sopot, 3 maja 54, Poland
Phone : +48 (58) 550 7135
Fax : +48 (58) 551 0484
E-mail : icompolska@icompolska.com.pl
URL : <http://www.icompolska.com.pl>

Asia Icom Inc.

6F No. 68, Sec. 1 Cheng-Teh Road,
Taipei, Taiwan, R.O.C.
Phone : +886 (02) 2559 1899
Fax : +886 (02) 2559 1874
E-mail : sales@asia-icom.com
URL : <http://www.asia-icom.com>

Beijing Icom Ltd.

100C7, Long Silver Mansion, No.88, Yong Ding
Road, Haidian District, Beijing, 100039, China
Phone : +86 (010) 5889 5391/5392/5393
Fax : +86 (010) 5889 5395
E-mail : bjicom@bjicom.com
URL : <http://www.bjicom.com>



Icom Inc. (Japan), is an ISO 9001 and ISO 14001 certification acquired company.

Your local distributor/dealer: